


Dinosaur Bones



Written by Cynthia Belnap

Illustrated by Amy Bates

This book is designed to help children read

★ Power Words (**have**).


Power Words give children the power to read! They include common words such as *the*, *to*, and *said* as well as words specific to the book.

★ Pattern Words that include the **sound /ō/**, spelled with the letters o and “magic e” (nose, bone).

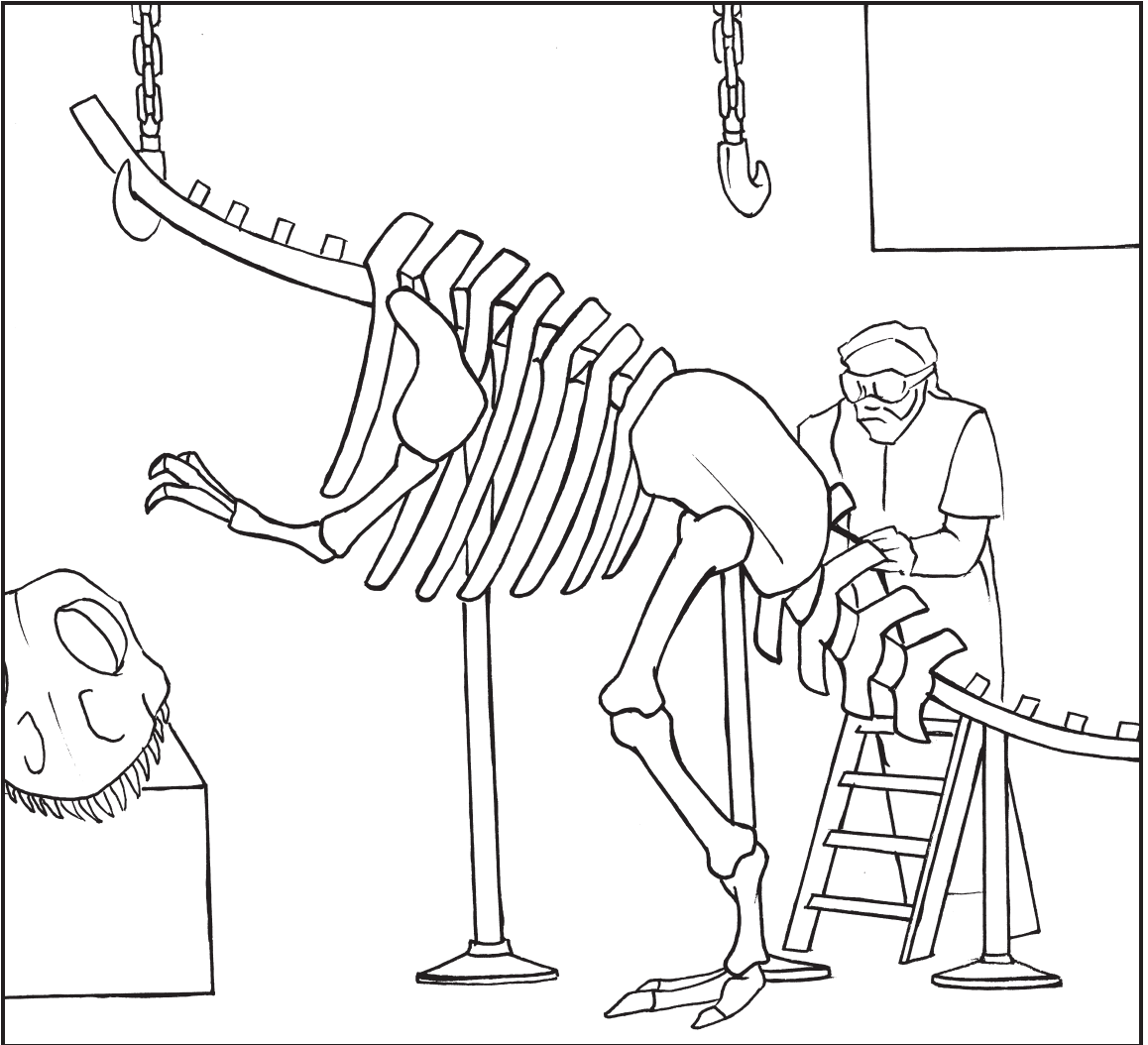
Pattern Words have a common group of letters that make the same sound. For example, *-at* is the pattern in *cat*, *hat*, and *mat*.

Tips for Reading Together


- Encourage children to read independently, giving support as needed.
- Remind children to read each word instead of saying the words from memory. Pointing to each word can help.
- Work on sounding out some of the words. For example, /d/ /o/ /g/ = *dog!*
- As you read, ask questions to help children understand the story.
- Review the words at the end of the book. Can you find them in the pages of the story?
- Read again! It's helpful to read books many times.




Dad and I like dinosaurs.
We rode the bus to the museum
to see a new set of dinosaur bones.



The workers were putting the bones together.
They put the bones on a big pole with bars.



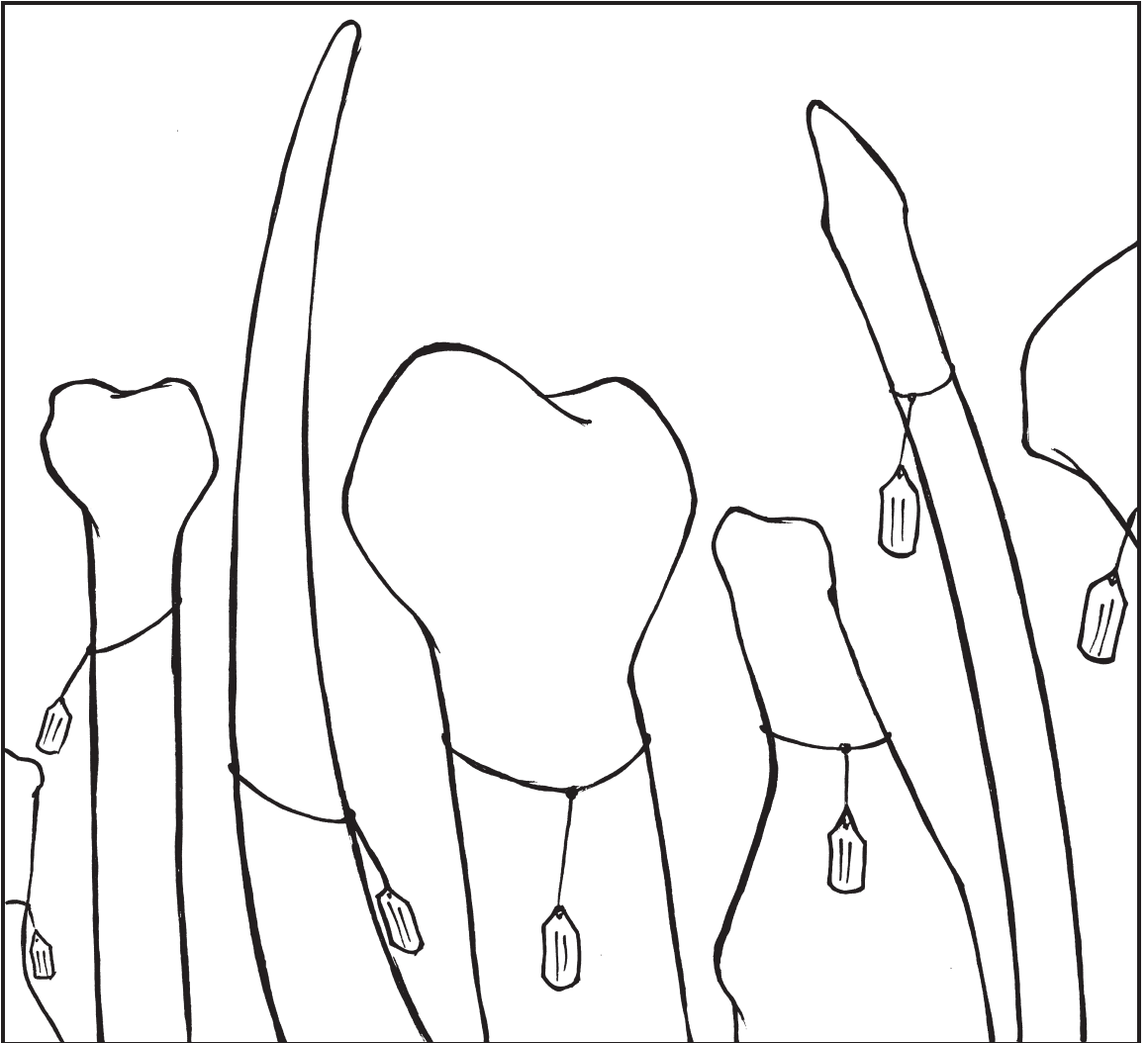
Each bone had to be put in place.
The big bones were lifted with ropes.



“Look at the skull,” said Dad.

We could see the holes for the eyes and nose.

“Look at those teeth!” I said.



There were so many bones.
It would take days to put them together.

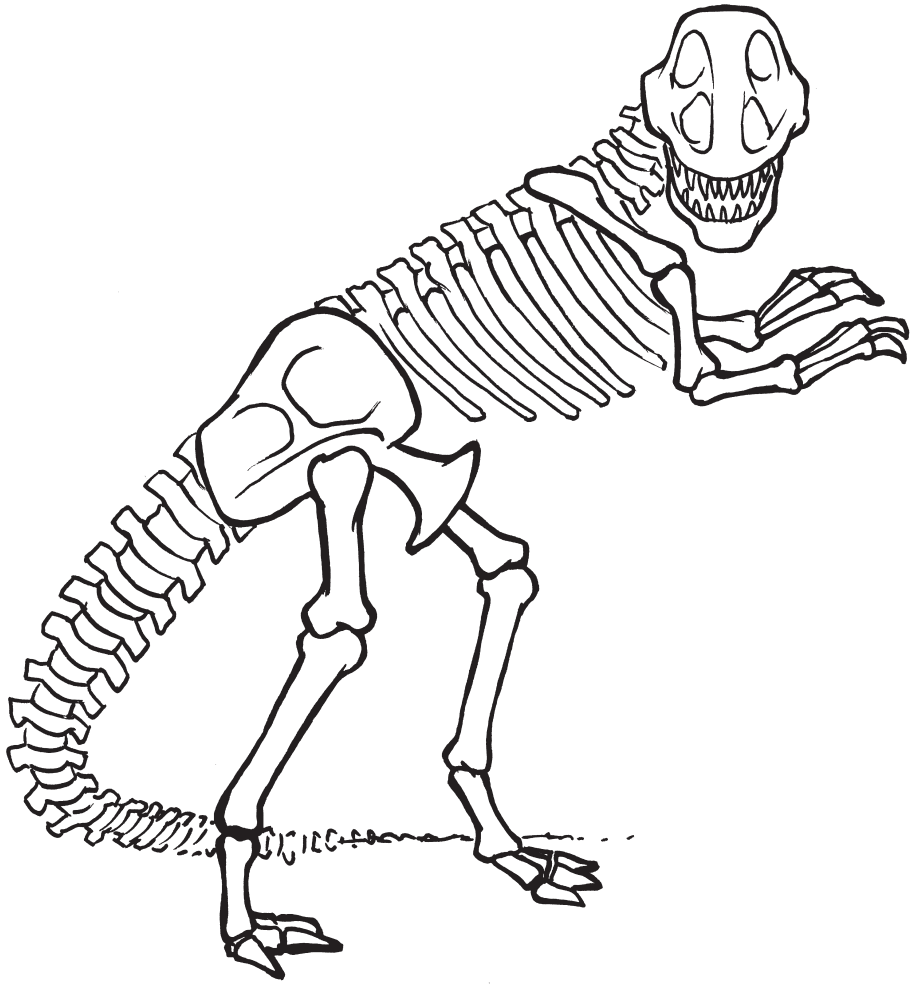


“It’s getting late,” said Dad. “We have to go.”
We got an ice-cream cone to eat on the way home.



“I hope we can come back when the bones are all put together,” I said.

Dad smiled. “We will,” he said. “We will!”



PATTERN WORDS

bone

bones

cone

holes

home

hope

nose

pole

rode

ropes

those

POWER WORDS

have

VOCABULARY WORDS



dinosaurs: large reptiles that no longer live on the earth



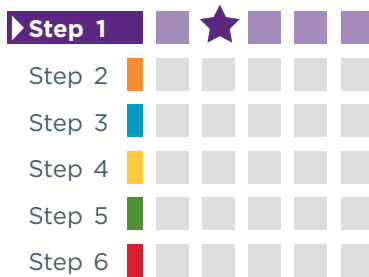
skull: the head bone of humans and some animals



museum: a building where collections of things are shown

Reading

Readables are designed to help children learn to read one step at a time. Each box represents a book. The star shows this book's position in the Fluent Reading series.



Copyright © Waterford Institute, Inc.

All rights reserved. No part of this publication may be reproduced, stored in a retrieval system, or transmitted, in any form or by any means, electronic, mechanical, photocopying, recording, or otherwise, without the prior written permission of the publisher.

Published and distributed by Waterford Institute, Inc., Sandy, Utah.

Waterford.org seeks to blend the best aspects of learning science, mentoring relationships, and innovative technologies to form community, school, and home programs that deliver excellence and equity for all learners.

Printed in the United States of America.

ISBN 978-1-4256-0211-6

Waterford™, Waterford Institute™, Waterford A Nonprofit Research Center™, Waterford.org™, Light Atom logo®, Rusty and Rosy®, Waterford Early Learning®, Waterford Early Learning logo™, Waterford Reading Academy™, Waterford Early Reading Program®, Waterford Early Reading Program logo®, Waterford Early Math and Science™, Waterford Early Math & Science logo™, Waterford Early Learning: Reading™, Waterford Early Learning: Math & Science™, Waterford Early Learning: Classroom Advantage™, Waterford Early Learning: SmartStart™, Waterford UPSTART™, WACS™, Camp Consonant®, and Curriculet™ are trademarks of Waterford Institute, Inc. in the United States and other countries and are used pursuant to a license with Waterford Institute, Inc.

