

# Power Word Exploration

## ACTIVITY INSTRUCTIONS

### Power Word Scavenger Hunt

#### What You'll Need

- [Power Word Cards](#)

#### Getting Ready

- Hide the Power Word cards around the room. If you're outside or in a space with printed words, look for power words on signs, labels, or posters to read out loud.

#### How to Play

1. Say a power word, and challenge each child to search for it.
2. Encourage the child to say the power word out loud when they find a word.

### Roll a Power Word

#### What You'll Need

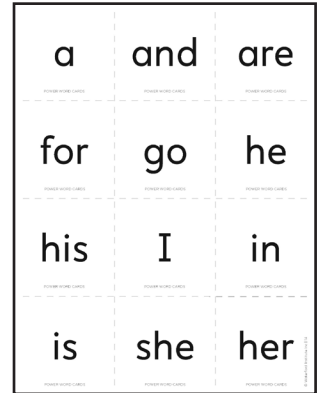
- 1 Number Cube
- [Roll a Power Word](#) Worksheet
- Pencil

#### How to Play


1. Have each child roll the number cube, and match the number rolled to the corresponding power word on the sheet.
2. Each child reads the word out loud, and writes it on the paper.
3. Repeat the process until all squares are filled with power words.

### Additional Support


Use this collection of [Power Word Practice](#) worksheets to continue to practice mapping and reading common power words by sight!



Example of Power Word Cards



Example of Roll a Power Word



Example of Power Word Practice

### Knowledge Builder

Power Words are introduced as the child progresses through their personalized learning path. These words often appear in Waterford books and include common English words and others that help build reading skills. With Waterford, every child learns to connect the letters and sounds in Power Words, making it easier to recognize them automatically. This helps children focus less on sounding out words and more on understanding what they read. Power Words give children the confidence and skills to become stronger readers!