

I am an important part of my family.
We all have families.

Unit 3, Week 1

This week, your child learned how to write and recognize capital *P* and capital *Q*. We also practiced counting down from 5 to 1 and putting numbers in the correct order. Your child also learned about the properties of light and how to use a flashlight. Use these activities to reinforce what your child learned in class this week!

Books We Read in Class

Lilly's Purple Plastic Purse by Kevin Henkes

Who's in My Family?: All About Our Families by Robie H. Harris

Giggle, Giggle, Quack by Doreen Cronin

I Love Saturdays y Domingos by Alma Flor Ada

Ten, Nine, Eight by Molly Bang

Alphabet Knowledge

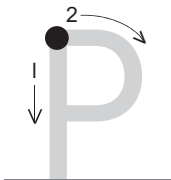
LETTER TRACE

Have your child practice writing letters a few minutes a day. This week, we learned how to make capital *P* and capital *Q*.

CAPITAL P

As your child writes each letter, say the chant together.

Down, jump, curve around

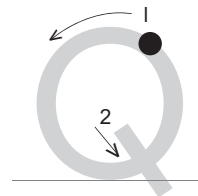


CAPITAL Q



As your child writes each letter, say the chant together.

Curve back around, slant down



Count Down

BACKWARDS AND FORWARDS

Have your child count forward while stepping forward (1, 2, 3, 4) and count backward (4, 3, 2, 1) while stepping backward. Then vary the action by having your child clap when counting forward and stomp feet when counting backward. Or you can toss a beanbag or yarn ball, counting either backward or forward with each catch.

COUNT DOWN

Count backward when you are draining the bathtub, getting ready for school, or starting a race. For example, "5, 4, 3, 2, 1—let's go!"

Order Numbers

STICKS

Gather 5 popsicle sticks. Get a marker and number the sticks 1-5. Have your child put them in order.

Properties of Light

FLASHLIGHT EXPLORATION

Help your child use a flashlight to investigate what happens when he/she shines the flashlight at various surfaces. Compare reflective surfaces (like a mirror) with non-reflective surfaces (like dark heavy fabric). Or use the flashlight to play I Spy! (Give your child a flashlight, and describe various items that you “spy.” When they find the object and shine the flashlight on it, congratulate them. Then describe another object in the room.)

Books to Read

Here are some books that support the concepts we learned this week. Take a trip to the library or find these books online.

ALPHABET KNOWLEDGE

AlphaOops! The Day Z Went First by Alethea Kontis and Bob Kolar

Alphabet Trucks by Samantha R. Vamos and Ryan O’Rourke

COUNT DOWN

10 Minutes till Bedtime by Peggy Rathmann

Ten Little Ladybugs by Melanie Gerth and Laura Huliska-Beith

ORDER 1-10

The First Day of Winter by Denise Fleming

PROPERTIES OF LIGHT

Light: Shadows, Mirrors, and Rainbows by Natalie M. Rosinsky and Sheree Boyd

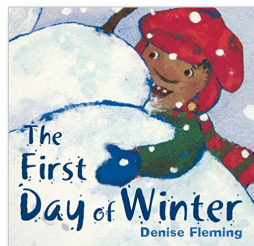
All About Light by Lisa Trumbauer

SPANISH

Diez, Nueve, Ocho by Molly Bang

Lily y su bolso de plastico morado by Kevin Henkes

iQue cosas dice mi Abuela! by Ana Galán and Pablo Pino



Vocabulary

These are vocabulary words that your child learned in class this week. Help your child reinforce the meaning of these words by using these words in conversations at home, asking your child what they mean, and helping if he or she has forgotten what the words mean. The key to learning is repetition and frequent use! If you use these words at home, your child will be more confident using the words too.

ENGLISH	SPANISH
absorb*	absorber*
all	todo
flashlight	la linterna
none	ninguno
pitch	el tono
protect*	proteger*
reflect*	reflejar*
sentence	la oración
shade	la sombra
shadow	la sombra
some	algunos (as)
sunscreen	protector solar
temperature*	la temperatura*
thermometer	el termómetro

*The vocabulary words with an asterisk next to them are called *cognates*, which means that the Spanish and English words sound similar.

Connect with Waterford.org

Get inspired with resources, educational activities, and ideas for creating a fun learning environment at home by visiting www.waterford.org/activities/

