

# The Courage to Learn: The Story of Helen Keller

Fluent Reading | Grade 2



LITERACY



MINDSET

## How can you overcome difficulties?

*Use this essential question to guide student learning with class discussion and inquiry activities.*

### 1. DISCUSS A VIDEO (15 MINUTES)

Remind students that Helen used courage to help overcome her difficulties. Show the students the video *Overcoming Obstacles*.

**VIDEO** *Overcoming Obstacles* <https://bit.ly/48GN8G5>

Ask students to pay attention to the advice given on how to overcome a disability as they watch the video. After the video, give students time to discuss their ideas with a peer before bringing the class together for a whole-class discussion.

### 2. GATHER INFORMATION (15 MINUTES A DAY)



Share examples of modern-day individuals who have overcome difficulties. Choose five people that you think your students would relate to the most from the website below and present one per day to the class over the course of a week. After sharing each day, instruct the students to write the person's name, the difficulty they overcame, and how they did it.

**WEBSITE** *The List-These Amazing Kids Refused to Let Any of Life's Obstacles Get In Their Way* <https://bit.ly/481jKtj>

### 3. WRITE ABOUT A PERSON (30 MINUTES)

After completing the previous activity, ask each student to choose one of the individuals they learned about and write a paragraph about that person. Students can use the paragraph organizer to help gather their ideas.

**PRINTABLE** *Sequence Organizer* <https://resources.waterford.org/teacher-resources/3534/3534.pdf>



*Use the bilingual book **La valentía para aprender** to help support Spanish-speaking ELL students with the activities.*

# The Courage to Learn: The Story of Helen Keller

Fluent Reading | Grade 2

## 4. RESPOND TO A STORY (20 MINUTES)

Discuss with students why Helen needed help and how she asked for it. Then listen to the story Giraffe Asks for Help using the video below. After the story, ask why Giraffe needed help and how he asked for it. Students can discuss in pairs before engaging in a whole-class discussion.

**VIDEO** Imagination Press Story Time: Nyasha Chikowore reads Giraffe Asks for Help <https://bit.ly/3HuHQBO>


## 5. PRACTICE ASKING FOR HELP (15 MINUTES)

Have each student choose an animal from the story Giraffe Asks for Help. Instruct students to take on the role of the animal they chose and come up with one way this animal could ask for help. If students get stuck, remind them how Helen and Giraffe asked for help.

## 6. ANSWER A QUESTION (30 MINUTES)

Tell students to think about what Helen and Giraffe learned about asking for help. Then ask students to write a paragraph responding to the question: How can you ask for help? Students can use the organizer to plan their paragraph.

**PRINTABLE** Paragraph Organizer <https://resources.waterford.org/teacher-resources/3539/3539.pdf>



*Giraffe Asks for Help*  
By: Nyasha Chikowore

Name \_\_\_\_\_ Date \_\_\_\_\_

**Paragraph Organizer**

Topic Sentence

Supporting Detail 1

Supporting Detail 2

Supporting Detail 3

Conclusion

© Waterford Institute, Inc. All rights reserved. Waterford.org

Paragraph Organizer

Use the **organizador de párrafos** to help support Spanish-speaking ELL students with the activities.